

























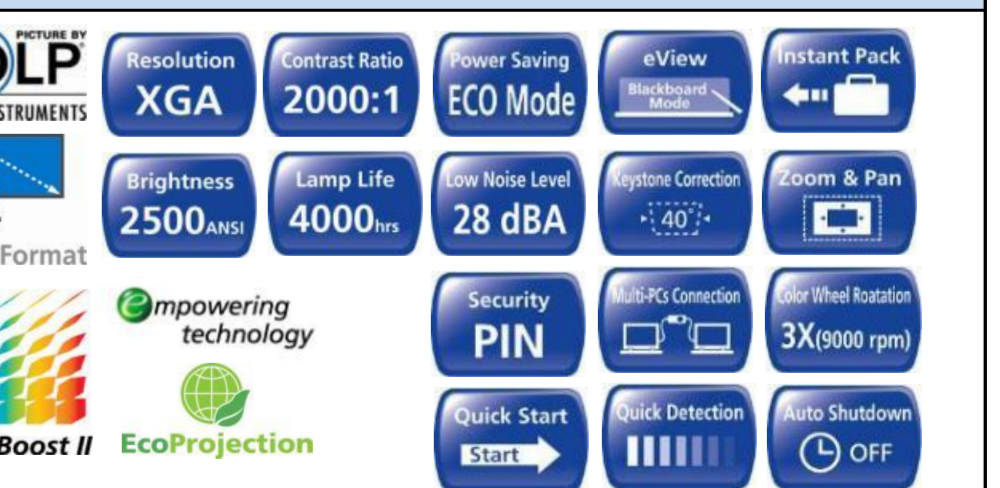





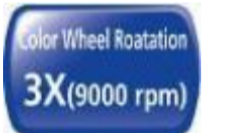
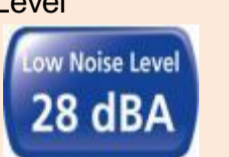






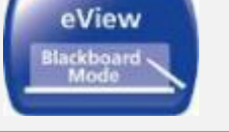





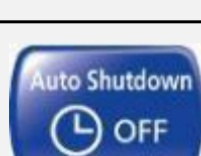










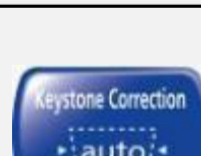

<b>Model Name</b>	<b>Acer K10</b>	<b>Acer X1160PZ</b>	<b>Acer X1260P</b>	<b>Acer P1266P</b>
Projection System	DLP® 	DLP® 	DLP® 	DLP® 
Resolution	Native SVGA (858 x 600) Maximum SXGA (1,280 x 1,024), WXGA+ (1,440 x 900) 	Native SVGA (800 x 600) Maximum SXGA (1,280 x 1,024), WXGA+ (1,440 x 900) 	Native XGA (1,024 x 768) Maximum SXGA+ (1,400 x 1,050), WXGA+ (1,440 x 900) 	Native XGA (1,024 x 768) Maximum UXGA (1,600 x 1,200), WSXGA+ (1,680 x 1,050) 
Computer Compatibility	IBM PC and Compatibles, Apple Macintosh, iMac, and VESA Standards	IBM PC and Compatibles, Apple Macintosh, iMac, and VESA Standards	IBM PC and Compatibles, Apple Macintosh, iMac, and VESA Standards	IBM PC and Compatibles, Apple Macintosh, iMac, and VESA Standards
Video Compatibility	NTSC (3.58/4.43), PAL (B/D/G/H/I/M/N), SECAM (B/D/G/K/K1/L), HDTV (720p, 1080i), EDTV (480p, 576p), SDTV (480i, 576i)	NTSC (3.58/4.43), PAL (B/D/G/H/I/M/N), SECAM (B/D/G/K/K1/L), HDTV (720p, 1080i), EDTV (480p, 576p), SDTV (480i, 576i)	NTSC (3.58/4.43), PAL (B/D/G/H/I/M/N), SECAM (B/D/G/K/K1/L), HDTV (720p, 1080i), EDTV (480p, 576p), SDTV (480i, 576i)	NTSC (3.58/4.43), PAL (B/D/G/H/I/M/N), SECAM (B/D/G/K/K1/L), HDTV (720p, 1080i, 1080p), EDTV (480p, 576p), SDTV (480i, 576i)
Aspect Ratio	4:3 (Native), 16:9	4:3 (Native), 16:9	4:3 (Native), 16:9	4:3 (Native), 16:9
Contrast Ratio	<b>2000:1</b> 	<b>2700:1</b> 	<b>2700:1</b> 	<b>2700:1</b> 
Displayable Colors	16.7 Million Colors	16.7 Million Colors	16.7 Million Colors	<b>134 Million Colors</b>
Brightness	<b>100 ANSI Lumens</b> 	<b>2,400 ANSI Lumens</b> (Standard), 1,920 ANSI Lumens (ECO) 	<b>2,400 ANSI Lumens</b> (Standard), 1,920 ANSI Lumens (ECO) 	<b>2,700 ANSI Lumens</b> (Standard), 2,160 ANSI Lumens (ECO) 
Projection Lens	F = 2.0, f = 17.67mm Manual Focus	F = 2.41 ~ 2.55, f = 21.79mm ~ 23.99mm 1:1.1 Manual Zoom and Manual Focus	F = 2.41 ~ 2.55, f = 21.79mm ~ 23.99mm 1:1.1 Manual Zoom and Manual Focus	F = 2.41 ~ 2.66, f = 18.17mm ~ 21.81mm 1:1.2 Manual Zoom and Manual Focus
Projection Screen Size (Diagonal)	15" (38cm) ~ 60" (152cm)	23" (58cm) ~ 300" (762cm)	23" (58cm) ~ 300" (762cm)	26" (65cm) ~ 300" (762cm)
Projection Distance	2.0' (0.6m) ~ 7.9' (2.4m)	3.3' (1.0m) ~ 39.0' (11.9m)	3.3' (1.0m) ~ 39.0' (11.9m)	3.3' (1.0m) ~ 32.0' (9.8m)
Throw Ratio	50"@2m (1.97:1)	50"@2m (1.95 ~ 2.15:1)	50"@2m (1.95 ~ 2.15:1)	62"@2m (1.60 ~ 1.92:1)
Lamp Type	LED	Osram 160 W user replaceable P-VIP lamp	Osram 180 W user replaceable P-VIP lamp	Osram 180 W user replaceable P-VIP lamp
Lamp Life	<b>LED life 20,000 Hours</b> 	3,500 Hours (Standard), 4,000 Hours (ECO) 	3,500 Hours (Standard), 4,000 Hours (ECO) 	3,000 Hours (Standard), 4,000 Hours (ECO) 
Keystone Correction	+/-40 Degrees (Vertical), Manual & Auto	+/-40 Degrees (Vertical)	+/-40 Degrees (Vertical), Manual	+/-40 Degrees (Vertical)
Projection Mode	Front, Rear, Front-Ceiling, Rear-Ceiling	Front, Rear, Front-Ceiling, Rear-Ceiling	Front, Rear, Front-Ceiling, Rear-Ceiling	Front, Rear, Front-Ceiling, Rear-Ceiling
Ceiling Mounting Capability	N/A	Yes	Yes	Yes
Audio	N/A	N/A	<b>One Internal Speaker with 2 watts Output</b>	<b>One Internal Speaker with 2 watts Output</b>
Weight	1.21 lbs (0.55 Kg)	5 lbs (2.3 Kg)	5 lbs (2.3 Kg)	5.5 lbs (2.5 Kg)
Dimensions	127 x 122 x 48.5 mm	267 x 187 x 80 mm (10.5" x 7.4" x 3.1")	267 x 187 x 80 mm (10.5" x 7.4" x 3.1")	269 x 206 x 96 mm (8.8" x 6.7" x 3.1")
Remote Control	N/A	IR remote control	IR remote control	IR remote control with laser pointer & PgUp/PgDn functions
Digital Zoom	N/A	2X	2X	2X
Power Consumption	55 Watts (Operation), <1 Watts (Standby)	225 Watts (Operation), <5 Watts (Standby)	225 Watts (Operation), <5 Watts (Standby)	280 Watts (Operation), <5 Watts (Standby)
Operating Temperature	5°C ~ 35°C / 41°F ~ 95°F	5°C ~ 35°C / 41°F ~ 95°F	5°C ~ 35°C / 41°F ~ 95°F	5°C ~ 35°C / 41°F ~ 95°F
Noise Level	28 dBA 	32 dBA (Standard mode), 28 dBA (ECO mode) 	32 dBA (Standard mode), 28 dBA (ECO mode) 	30dBA (Standard mode), 25 dBA (ECO mode) 
Input Interface	Analog RGB/Component Video (D-sub) x 1 Composite Video (RCA) x 1	Analog RGB/Component Video (D-sub) x 1 Composite Video (RCA) x 1 S-Video (Mini DIN) x1	Analog RGB/Component Video (D-sub) x 1 Composite Video (RCA) x 1 S-Video (Mini DIN) x1 PC Audio (Stereo mini jack) x 1	Analog RGB/Component Video (D-sub) x 1 Composite Video (RCA) x 1 S-Video (Mini DIN) x1 HDMI (Video, HDCP) x 1 PC Audio (Stereo mini jack) x 1
Output Interface	N/A	N/A	Analog RGB (D-sub) x 1	Analog RGB (D-sub) x 1
Control Interface	N/A	USB (Type B) x 1	USB (Type B) x 1 RS232 (Mini DIN) x 1	USB (Type B) x 1 RS232 (Mini DIN) x 1
Key Features Summary				
Warranty	MU : 2 Years Carry-In (Lamp : 1 year or 1000 hours which ever come 1st)	MU : 2 Years Carry-In (Lamp : 1 year or 1000 hours which ever come 1st)	MU : 2 Years Carry-In (Lamp : 1 year or 1000 hours which ever come 1st)	MU : 2 Years Carry-In (Lamp : 1 year or 1000 hours which ever come 1st)
Remarks	<b>New Model ! FOC 50"x50" Portable Superlight Weight Projector Screen Worth RM 580</b>	<b>New Model ! FOC 70"x70" Tripod Projector Screen Worth RM 280</b>	<b>New Model ! FOC 70"x70" Tripod Projector Screen Worth RM 280</b>	<b>New Model ! FOC 70"x70" Tripod Projector Screen Worth RM 280</b>
Recommended Retail Price	RM 1,799	RM 1,899	RM 2,199	RM 2,599

Other Features	Acer K10	Acer X1160PZ	Acer X1260P	Acer P1266
	N/A	<b>Acer ColorBoost Technology</b> Featuring an optimized 6-segment color-wheel design, powerful image processing, and advanced lamp illumination technology Acer ColorBoost technology provides incredible color performance, never before seen in conventional projectors. Brilliant color with a high contrast ratio presents ultra-vivid images for business presentations, educational purposes, and home entertainment.	<b>Acer ColorBoost Technology</b> Featuring an optimized 6-segment color-wheel design, powerful image processing, and advanced lamp illumination technology Acer ColorBoost technology provides incredible color performance, never before seen in conventional projectors. Brilliant color with a high contrast ratio presents ultra-vivid images for business presentations, educational purposes, and home entertainment.	<b>Acer ColorBoost Technology</b> Featuring an optimized 6-segment color-wheel design, powerful image processing, and advanced lamp illumination technology Acer ColorBoost technology provides incredible color performance, never before seen in conventional projectors. Brilliant color with a high contrast ratio presents ultra-vivid images for business presentations, educational purposes, and home entertainment.
	N/A	<b>Acer Color Boost II Technology</b> Acer ColorBoost II is the next generation of ColorBoost performance enhancement technology for Acer projectors — all of which feature a six-segment color wheel for business presentations, educational purposes and entertainment in any venue. Acer ColorBoost II includes the following advancements: o Acer Best Color Tracking technology delivers enriched details, smoother gradation and brighter natural colors. An HSG color tuning engine boosts color saturation for more lifelike skin tones and unsurpassed color reproduction. Input signal consistency optimizes multimedia performance for different scenarios and environments. o Acer's proprietary lamp waveform design maximizes the brightness level. With these powerful new features, Acer ColorBoost II technology presents ultra-vivid images in brilliant color for business presentations, educational purposes, and home entertainment.	<b>Acer Color Boost II Technology</b> Acer ColorBoost II is the next generation of ColorBoost performance enhancement technology for Acer projectors — all of which feature a six-segment color wheel for business presentations, educational purposes and entertainment in any venue. Acer ColorBoost II includes the following advancements: o Acer Best Color Tracking technology delivers enriched details, smoother gradation and brighter natural colors. An HSG color tuning engine boosts color saturation for more lifelike skin tones and unsurpassed color reproduction. Input signal consistency optimizes multimedia performance for different scenarios and environments. o Acer's proprietary lamp waveform design maximizes the brightness level. With these powerful new features, Acer ColorBoost II technology presents ultra-vivid images in brilliant color for business presentations, educational purposes, and home entertainment.	<b>Acer Color Boost II Technology</b> Acer ColorBoost II is the next generation of ColorBoost performance enhancement technology for Acer projectors — all of which feature a six-segment color wheel for business presentations, educational purposes and entertainment in any venue. Acer ColorBoost II includes the following advancements: o Acer Best Color Tracking technology delivers enriched details, smoother gradation and brighter natural colors. An HSG color tuning engine boosts color saturation for more lifelike skin tones and unsurpassed color reproduction. Input signal consistency optimizes multimedia performance for different scenarios and environments. o Acer's proprietary lamp waveform design maximizes the brightness level. With these powerful new features, Acer ColorBoost II technology presents ultra-vivid images in brilliant color for business presentations, educational purposes, and home entertainment.
	<b>Acer SmartFormat Technology</b> Conveniently supports comprehensive wide-format PC signals. Users no longer need to worry about annoying "Signal not supported" issues, nor must they change the resolution of their wide-format notebook.	<b>Acer SmartFormat Technology</b> Conveniently supports comprehensive wide-format PC signals. Users no longer need to worry about annoying "Signal not supported" issues, nor must they change the resolution of their wide-format notebook.	<b>Acer SmartFormat Technology</b> Conveniently supports comprehensive wide-format PC signals. Users no longer need to worry about annoying "Signal not supported" issues, nor must they change the resolution of their wide-format notebook.	<b>Acer SmartFormat Technology</b> Conveniently supports comprehensive wide-format PC signals. Users no longer need to worry about annoying "Signal not supported" issues, nor must they change the resolution of their wide-format notebook.
	N/A	<b>Acer EcoProjection Technology</b> Acer EcoProjection is a complete environment-friendly power management solution that reduces standby power consumption by up to 50%, from 10 W to 5 W. Also featured in the Acer EcoProjection suite is Acer ePower Management for customized power-saving configurations.	<b>Acer EcoProjection Technology</b> Acer EcoProjection is a complete environment-friendly power management solution that reduces standby power consumption by up to 50%, from 10 W to 5 W. Also featured in the Acer EcoProjection suite is Acer ePower Management for customized power-saving configurations.	<b>Acer EcoProjection Technology</b> Acer EcoProjection is a complete environment-friendly power management solution that reduces standby power consumption by up to 50%, from 10 W to 5 W. With <b>Auto ECO feature</b> , projector will automatically enter ECO mode for saving power if there is no any signal input for 5 minutes. The power consumption can be reduced up to 20%. Also featured in the Acer EcoProjection suite is Acer ePower Management for customized power-saving configurations.
	<b>Up to 20,000 hours of LED life</b> Almost no light source replacement cost due to 20,000 hours of LED life	<b>Up to 4,000 hours of lamp life</b> The maximum offered saves lamp replacement costs and allows long-term, dependable projector use.	<b>Up to 4,000 hours of lamp life</b> The maximum offered saves lamp replacement costs and allows long-term, dependable projector use.	<b>Up to 4,000 hours of lamp life</b> The maximum offered saves lamp replacement costs and allows long-term, dependable projector use.
	N/A	<b>3X Color Wheel Rotation Speed</b> Acer projectors support PAL video signals, which operate at only 50 Hz frequency. This low frequency increases the speed of the color wheel rotation from 2X (6000 rpm) to 3X (9000 rpm) resulting in consistent colors and seamless video playback without the rainbow effect.	<b>3X Color Wheel Rotation Speed</b> Acer projectors support PAL video signals, which operate at only 50 Hz frequency. This low frequency increases the speed of the color wheel rotation from 2X (6000 rpm) to 3X (9000 rpm) resulting in consistent colors and seamless video playback without the rainbow effect.	<b>3X Color Wheel Rotation Speed</b> Acer projectors support PAL video signals, which operate at only 50 Hz frequency. This low frequency increases the speed of the color wheel rotation from 2X (6000 rpm) to 3X (9000 rpm) resulting in consistent colors and seamless video playback without the rainbow effect.
	<b>Low Noise Level</b> An ultra-low noise level ensures that the audibility of presentations and entertainment won't be affected.	<b>Low Noise Level</b> An ultra-low noise level ensures that the audibility of presentations and entertainment won't be affected.	<b>Low Noise Level</b> An ultra-low noise level ensures that the audibility of presentations and entertainment won't be affected.	<b>Low Noise Level</b> An ultra-low noise level ensures that the audibility of presentations and entertainment won't be affected.
Other Features	Acer K10	Acer X1160PZ	Acer X1260P	Acer P1266
	N/A	<b>Empowering Key</b> Featured on the remote control or projector control panel, the Empowering Key provides instant access to eProjection Management (on wireless models only), eView Management, eTimer Management and eOpening Management.	<b>Empowering Key</b> Featured on the remote control or projector control panel, the Empowering Key provides instant access to eProjection Management (on wireless models only), eView Management, eTimer Management and eOpening Management.	<b>Empowering Key</b> Featured on the remote control or projector control panel, the Empowering Key provides instant access to eProjection Management (on wireless models only), eView Management, eTimer Management and eOpening Management.
	N/A	<b>Acer ePower Management</b> Acer ePower Management provides quick configuration of power management options, including controls for High Altitude mode and Auto Shutdown.	<b>Acer ePower Management</b> Acer ePower Management provides quick configuration of power management options, including controls for High Altitude mode and Auto Shutdown.	<b>Acer ePower Management</b> Acer ePower Management provides quick configuration of power management options, including controls for High Altitude mode and Auto Shutdown.
	N/A	<b>Acer eTimer Management</b> A digital clock that can be set by the user and displayed onscreen for convenient reference keeps presentations going at the right pace. Acer eTimer Management also features a visual countdown and alarm, or countdown alone, to warn the presenter when time is up.	<b>Acer eTimer Management</b> A digital clock that can be set by the user and displayed onscreen for convenient reference keeps presentations going at the right pace. Acer eTimer Management also features a visual countdown and alarm, or countdown alone, to warn the presenter when time is up.	<b>Acer eTimer Management</b> A digital clock that can be set by the user and displayed onscreen for convenient reference keeps presentations going at the right pace. Acer eTimer Management also features a visual countdown and alarm, or countdown alone, to warn the presenter when time is up.
	N/A	N/A	N/A	<b>Acer eOpening Management</b> Acer eOpening Management allows users to easily create a customized startup screen for their Acer projector. Business users can set a corporate logo to create a professional brand image or add owner information to protect the projector from theft. Home users can have fun displaying their favorite photographs.
	N/A	<b>Acer eView Management</b> With Acer eView Management, adjusting projector settings to suit any environment and any type of content is fast and easy. Eight factory or user-defined presets instantly configure color, brightness and contrast to deliver best-quality images.	<b>Acer eView Management</b> With Acer eView Management, adjusting projector settings to suit any environment and any type of content is fast and easy. Eight factory or user-defined presets instantly configure color, brightness and contrast to deliver best-quality images.	<b>Acer eView Management</b> With Acer eView Management, adjusting projector settings to suit any environment and any type of content is fast and easy. Eight factory or user-defined presets instantly configure color, brightness and contrast to deliver best-quality images.
	N/A	<b>ECO Mode</b> Enable ECO (economic) mode when the ambient light does not necessitate full illumination. ECO mode can extend the lifespan of lamp, reduce noise and power consumption.	<b>ECO Mode</b> Enable ECO (economic) mode when the ambient light does not necessitate full illumination. ECO mode can extend the lifespan of lamp, reduce noise and power consumption.	<b>ECO Mode</b> Enable ECO (economic) mode when the ambient light does not necessitate full illumination. ECO mode can extend the lifespan of lamp, reduce noise and power consumption.
	N/A	<b>Blackboard Mode</b> Innovative Blackboard Mode allows users to instantly project onto a traditional green chalkboard. There is no longer a need to set up a separate white screen.	<b>Blackboard Mode</b> Innovative Blackboard Mode allows users to instantly project onto a traditional green chalkboard. There is no longer a need to set up a separate white screen.	<b>Blackboard Mode</b> Innovative Blackboard Mode allows users to instantly project onto a traditional green chalkboard. There is no longer a need to set up a separate white screen.
	<b>High Altitude Mode</b> Since air density at high altitudes is low, a projector operating at elevated levels may automatically shut down to protect itself from overheating. High Altitude mode allows the projector to operate with faster fan speeds, thus preventing any damage even at higher altitudes.	<b>High Altitude Mode</b> Since air density at high altitudes is low, a projector operating at elevated levels may automatically shut down to protect itself from overheating. High Altitude mode allows the projector to operate with faster fan speeds, thus preventing any damage even at higher altitudes.	<b>High Altitude Mode</b> Since air density at high altitudes is low, a projector operating at elevated levels may automatically shut down to protect itself from overheating. High Altitude mode allows the projector to operate with faster fan speeds, thus preventing any damage even at higher altitudes.	<b>High Altitude Mode</b> Since air density at high altitudes is low, a projector operating at elevated levels may automatically shut down to protect itself from overheating. High Altitude mode allows the projector to operate with faster fan speeds, thus preventing any damage even at higher altitudes.

Other Features	Acer K10	Acer X1160PZ	Acer X1260P	Acer P1266
	N/A	<b>Installation Menu</b> With the Installation menu, signal input from a notebook is no longer required to enable the OSD menu, making projector installation on the ceiling faster, easier and more convenient.	<b>Installation Menu</b> With the Installation menu, signal input from a notebook is no longer required to enable the OSD menu, making projector installation on the ceiling faster, easier and more convenient.	<b>Installation Menu</b> With the Installation menu, signal input from a notebook is no longer required to enable the OSD menu, making projector installation on the ceiling faster, easier and more convenient.
	N/A	N/A	N/A	<b>Digital Connectivity-HDMI™</b> An HDMI™ port delivers uncompressed digital signals and multi-channel audio, providing easy connectivity to high-quality HD broadcasts or entertainment.
	N/A	N/A	N/A	<b>Multi-PC Connectivity</b> A projector equipped with at least two connectors for multiple-PC source input, including D-Sub and HDMI™, offers more flexible connectivity and instant switching.
	<b>Instant Pack</b> If the user is in a hurry to leave, the power cord can be unplugged right after the projector is turned off, without any resulting damage. There's no need to wait for a cooling period; the user can pack up the projector and leave immediately.	<b>Instant Pack</b> If the user is in a hurry to leave, the power cord can be unplugged right after the projector is turned off, without any resulting damage. There's no need to wait for a cooling period; the user can pack up the projector and leave immediately.	<b>Instant Pack</b> If the user is in a hurry to leave, the power cord can be unplugged right after the projector is turned off, without any resulting damage. There's no need to wait for a cooling period; the user can pack up the projector and leave immediately.	<b>Instant Pack</b> If the user is in a hurry to leave, the power cord can be unplugged right after the projector is turned off, without any resulting damage. There's no need to wait for a cooling period; the user can pack up the projector and leave immediately.
	<b>Auto Shutdown</b> The projector automatically performs a safety shutdown if it does not receive input for a certain time. The shutdown interval can be changed via the OSD.	<b>Auto Shutdown</b> The projector automatically performs a safety shutdown if it does not receive input for a certain time. The shutdown interval can be changed via the OSD.	<b>Auto Shutdown</b> The projector automatically performs a safety shutdown if it does not receive input for a certain time. The shutdown interval can be changed via the OSD.	<b>Auto Shutdown</b> The projector automatically performs a safety shutdown if it does not receive input for a certain time. The shutdown interval can be changed via the OSD.
	<b>Quick Start</b> The projector starts projecting within 15 seconds after power button being pressed	<b>Quick Start</b> The projector starts projecting within 15 seconds after power button being pressed	<b>Quick Start</b> The projector starts projecting within 15 seconds after power button being pressed	<b>Quick Start</b> The projector starts projecting within 15 seconds after power button being pressed
	<b>Quick Detection</b> Detects input signals as soon as a source is connected, eliminating time spent signal scanning.	<b>Quick Detection</b> Detects input signals as soon as a source is connected, eliminating time spent signal scanning.	<b>Quick Detection</b> Detects input signals as soon as a source is connected, eliminating time spent signal scanning.	<b>Quick Detection</b> Detects input signals as soon as a source is connected, eliminating time spent signal scanning.
	N/A	<b>PIN Security</b> A feature that enables projector password control, preventing the projector from unauthorized use, and reducing the possibility of the projector being stolen.	<b>PIN Security</b> A feature that enables projector password control, preventing the projector from unauthorized use, and reducing the possibility of the projector being stolen.	<b>PIN Security</b> A feature that enables projector password control, preventing the projector from unauthorized use, and reducing the possibility of the projector being stolen.
	N/A	<b>RC Security</b> The detachable control pad works as a remote control. Without this remote control, the projector can only be turned on/off, thus deterring theft.	<b>RC Security</b> The detachable control pad works as a remote control. Without this remote control, the projector can only be turned on/off, thus deterring theft.	N/A
	N/A	<b>Digital Zoom and Pan</b> Digital Zoom and Pan lets the user easily magnify interesting details of displayed content and move the magnified image to a preferred location.	<b>Digital Zoom and Pan</b> Digital Zoom and Pan lets the user easily magnify interesting details of displayed content and move the magnified image to a preferred location.	<b>Digital Zoom and Pan</b> Digital Zoom and Pan lets the user easily magnify interesting details of displayed content and move the magnified image to a preferred location.
	N/A	N/A	<b>Loop Through</b> A D-sub or DVI output port allows another device, usually a monitor or another projector, to be connected to the projector for dual displays.	<b>Loop Through</b> A D-sub or DVI output port allows another device, usually a monitor or another projector, to be connected to the projector for dual displays.
	N/A	N/A	<b>Alarm</b> An alarm sounds when the projector is turned on/off; when the duration of a presentation is up, as set by the user via Acer eTimer Management; or when a projection error occurs.	<b>Alarm</b> An alarm sounds when the projector is turned on/off; when the duration of a presentation is up, as set by the user via Acer eTimer Management; or when a projection error occurs.
	N/A	N/A	<b>Built-in Speaker</b> A built-in speaker enhances presentations and video entertainment with nice sound.	<b>Built-in Speaker</b> A built-in speaker enhances presentations and video entertainment with nice sound.
	N/A	N/A	<b>RS-232</b> A serial port for advanced control and monitoring via system manager	<b>RS232</b> A serial port for advanced control and monitoring via system manager
	<b>40° Vertical Keystone Correction</b> Elevated projection can result in a "pointing up" or "pointing down" effect. With the keystone correction feature, Acer projectors correct vertical distortions of up to 40°, so the audience sees a rectangular image rather than one with a wider top/bottom, even if the projector is placed above or below the screen	<b>40° Vertical Keystone Correction</b> Elevated projection can result in a "pointing up" or "pointing down" effect. With the keystone correction feature, Acer projectors correct vertical distortions of up to 40°, so the audience sees a rectangular image rather than one with a wider top/bottom, even if the projector is placed above or below the screen	<b>40° Vertical Keystone Correction</b> Elevated projection can result in a "pointing up" or "pointing down" effect. With the keystone correction feature, Acer projectors correct vertical distortions of up to 40°, so the audience sees a rectangular image rather than one with a wider top/bottom, even if the projector is placed above or below the screen.	<b>40° Vertical Keystone Correction</b> Elevated projection can result in a "pointing up" or "pointing down" effect. With the keystone correction feature, Acer projectors correct vertical distortions of up to 40°, so the audience sees a rectangular image rather than one with a wider top/bottom, even if the projector is placed above or below the screen
	<b>Auto Keystone Correction</b> Elevated projection can result in a "pointing up" or "pointing down" effect. Activating the Auto Keystone Correction feature automatically corrects vertical distortions, so the audience sees a rectangular image rather than one with a wider top/bottom, even if the projector is placed above or below the screen.	N/A	N/A	